



Claymark Solid Gold™ Protected Trim Boards



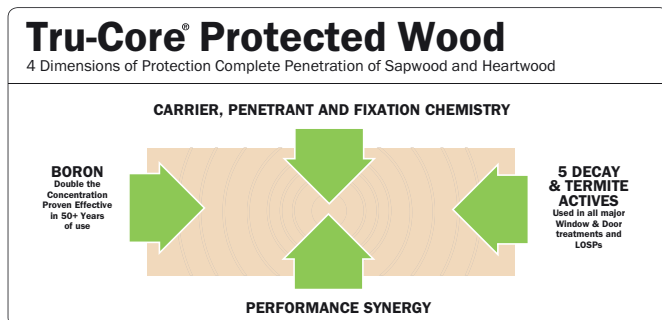
Solid Gold Protection Technology

Solid Gold utilizes the Tru-Core process – the most advanced wood preservative system in the world.

- 100% penetration of the Sapwood and Heartwood
- No damage to the wood structure
- No volatile organic solvents or harmful chemicals!
- 3 EPA registered and globally recognized fungicides
- 2 EPA registered and globally recognized termiticides

Solid Gold and Tru-Core 4 Dimensions of Protection (Diagram box)

- Carrier, Penetrant and Fixation Chemistry
- Boron – Double the concentration proven effective in 50+ years of use
- 5 Decay and Termite Actives
- Performance Synergy



Solid Gold Protection Process offers the following key benefits:

- 50 year warranty against Decay, Rot & Termites (including Formosan)
- Solid Gold is FSC® Certified – eligible for LEED points
- Durable and safe for both exterior and interior application
- No wood preservative field treatment needed on cut surface ends or drilled holes. Eliminates extra work in the field! Priming end cuts required.

New Generation Sealer

- Resists water uptake
- Resists resin/tanin bleed
- 100% Solids eco friendly technology
- UV cured seal coat

100% Acrylic Primer & Undercoat

Solid Gold primer system utilizes new generation Acrylic technology

- Waterborne technology
- 100% Acrylic composition
- All 4 sides are evenly coated
- Solid Gold has a 5 Year Limited Primer Warranty

50 Year Limited Warranty

Solid Gold products have an industry-leading 50 Year Limited Warranty against any fungal decay/rot and insect attack (including Formosan termites).




The same components used in Solid Gold are used by 90% of North American Window companies to protect windows!

claymark.com



Claymark Solid Gold™ Profiles

TRIM S4S



1x3", 4", 5", 6", 8", 10", 12" — Select Length packs
 5/4x4", 5", 6", 8", 10", 12" — Random Length packs

EDGE & CENTER BEAD/WP4



5/8x4 10', 12', 16'

EDGE & CENTER BEAD/WP4



1x6 12', 16' & 1x8 12', 16'

CENTER MATCH NICKEL GAP



1x6 12', 16'
 1x8 12', 16'

EWP4



1x6 10', 12', 16'

MOULDINGS



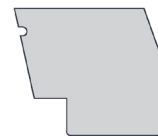
BRICKMOULD
 1-3/8x2



BED MOULDING
 9/16X1-3/4



BAND MOULDING
 11/16X1-1/2



HISTORIC SILL
 2-1/32X1-3/4



DRIP CAP
 11/16X1-5/8



CROWN MOULDING
 9/16X3-5/8



CROWN MOULDING
 9/16X4-5/8



Ingrained Precision™ is at the heart of all Claymark products where only the finest New Zealand-grown radiata pine is good enough for our products. If the end result is anything less than perfect, it never leaves the factory.